




Engineering for life

Welcome >

Strength you can depend on. Design you can trust.

DSA is a team of professional Civil & Structural Design Engineers, specialising in structural solutions that keep people safe and connected to the spaces they live and work in. Above and below ground,

new construction or re-development, residential or commercial — you can trust us to deliver efficient, well-engineered designs to make your projects a reality.



Civil & Structural Services

Ground >

- Drainage
- Highway
- Flood risk assessments
- Earth levelling and retention

Buildings >

- Structural survey reports
- Design calculations
- 3D design and BIM
- Drawings
- Feasibility and planning

Party walls >

Party wall surveying for projects involving a shared wall or close to the boundary.

Temporary works >

- Temporary propping
- Temporary surface design
- Emergency works

Reports >


- Change of use
- Damage and ground movement
- Point of sale
- Movement monitoring
- Insurance
- Expert witness

About DSA >

Find out why we're passionate about engineering a better world.

Ground › **Shaping better places to live**

Our team of civil engineers design environments that work — efficient, sustainable and built to enhance life for generations to come.



Drainage

Complete drainage solutions from concept to construction securing local authority technical approval for new sewers, diversions, build-over agreements and sustainable drainage systems (SuDS).



Highways

Responsible for every aspect of highway design from alignment and construction of roads to intersections and interchanges, including pedestrian pathways and residential driveways.



Flood risk assessments

Detailed surveys to identify risk sources and design permanent defences such as ditches and culverts, working with local councils to help secure planning.



Earth levelling & retention


Using the latest 3D site modelling technologies, we ensure accurate earthworks volume calculations, slope and retaining wall designs.



Location **Berkshire**

Works **Large residential property,
gatehouse and lake**

Architect **Errand Studio**



Read more at
dsagroup.co.uk/projects >>

CASE STUDY Blacknest Park



Structural solutions for residential and commercial projects

From new builds and extensions to refurbishments and restorations, our expert structural design engineers ensure your project is delivered smoothly, efficiently and safely.



Structural survey reports

To keep your buildings safe, stable and compliant our engineers pinpoint cracks, subsidence, decay and structural weaknesses, delivering clear, practical insights for buying, renovating or managing property.



Design calculations

We deliver precise calculations in 2D design, for projects ranging from multi-storey concrete and steel structures to bridges, timber frames, and all foundation types.



3D design and BIM

Using 3D structural analysis and Building Information Modelling (BIM), our engineers create detailed construction models that ensure everything is co-ordinated and integrated into one.



Drawings

Our structural engineers produce precise 2D and 3D drawings, tailored to your project's requirements, to get it off the ground efficiently.



Feasibility and planning

If you have more questions than answers, our structural engineers can assess the feasibility of your project and guide you through any planning permission challenges.



Barn conversion

Location

Bolnhurst, Bedfordshire

Works

Strengthening and refurbishment of a 150-year-old, lakeside, barn conversion, specifically retaining walls, steel framing and timber roof and walls.

Contract value

Undisclosed

as seen on
GRAND 
DESIGNS



Read more at
dsagroup.co.uk/projects >>

Protecting property and liability along boundaries



For projects affecting shared walls or near boundaries, a party wall notice ensures both parties are protected against potential liability from any project-related damage.

DSA structural engineers will work with you and your neighbours throughout the entire process to manage the requirements of notices, Schedules of Condition and Party Wall Awards - peace of mind for everyone involved.

Lasting stability



Short-term structures and supports to make permanent construction possible, such as scaffolding, propping and multi-storey frames. We'll design safe solutions that ensure stability and compliance so that projects run smoothly from start to finish.



Temporary propping

Essential structural support during construction, alteration or demolition. Our engineers design safe, reliable propping systems to maintain stability and safety on site.



Emergency works

Our structural engineers provide rapid assessment and intervention for damaged or at-risk structures, providing practical, safe solutions to stabilise buildings so works can continue.



Temporary surface design

DSA design a range of temporary surface solutions including crane and piling mats, to ensure stable ground conditions for construction access, storage and operations.



CASE
STUDY

Furlong Road



Location	Islington London
Works	Rear extension and internal re-modelling
Contract value	£1m
Architect	Lewis Stroud Architects



Read more at
dsagroup.co.uk/projects >>



Efficient construction requires detailed and accurate information

We provide thorough site investigations and detailed engineering reports, ensuring all structural, environmental and regulatory factors are carefully assessed for safe and compliant construction. Here's our most frequent report types:

Report	Description
Change of use	If you want to use a property for something different than it was originally built, such as converting an agricultural building to a residential one, or changing a residential property for commercial use, we'll make sure you have the right report to help get the permissions you need.
Damage and ground movement	Ground and foundation movement can cause huge amounts of damage to a building. Our subsidence surveys will give you valuable information on how at risk your property is and what can be done about the problem.
Point of sale	When buying or selling a business or residential property, this survey provides an accurate, detailed report to help you make informed decisions.
Movement monitoring	When a building is demolished or an excavation is underway, movement monitoring surveys need to be carried out to assess the possible effects on surrounding structures.
Insurance	Whether it is assessing risk or evaluating damage, DSA specialise in all types of insurance related surveys.
Expert witness	We can be your expert witness in a property court case, providing the support and reports you need to conclude legal proceedings.

About us >



Life is better with DSA

We're passionate about engineering a better world, where people feel connected and safe in their environments. With a sustainable mindset in everything we do, our civil and structural engineers work to protect the environment and its natural resources for future generations, championing innovative and long-lasting solutions.



Work with us

If you are considering your next step in the world of civil and structural engineering, we are always looking for fresh talent.

Offices >

Northampton

8 Duncan Close, Moulton Park
Northampton, NN3 6WL

01604 782620

northampton@dsagroup.co.uk

London

16 Upper Woburn Place
London, WC1H 0AF

02037 418042

london@dsagroup.co.uk

Birmingham

Central Boulevard, Blyth Valley
Business Park, Solihull, B90 8AG

01564 711008

birmingham@dsagroup.co.uk

Cheltenham

Unit 2, 1 The Hayloft Far Peak
Northleach, GL54 3AP

01285 657328

cheltenham@dsagroup.co.uk

Coventry

Central Boulevard, Blyth Valley
Business Park, Solihull, B90 8AG

01564 711008

coventry@dsagroup.co.uk





dsagroup.co.uk